

PROFINE®

PONY SADDLE PPX01G

GRAINED LEATHER DOUBLE FLAPS PONY JUMPING SADDLE WITH MEDIUM DEEP SEAT. ITS TRADITIONAL TREE ENSURES OPTIMAL COMFORT FOR BOTH PONY AND RIDER, REINFORCED ARCH AVOIDS BREAKING OR WIDENING OVER TIME.

THIS SADDLE IS DESIGNED TO FULFILL THE PARTICULAR NEEDS OF PONIES AND KIDS IN TERMS OF CONTACT, COMFORT, BALANCE, STABILITY AND SAFETY.

IDEAL FOR THE YOUNG RIDERS AND THEIR MOUNT TO ENJOY JUMPING OR FLAT WORK, FOR EVERY DAY TRAINING OR IN THE SHOW RING.

THIS MODEL IS AVAILABLE WITH CALFSKIN LINED FLAPS (PPX01C)



SPECIFITIES

- LAMINATED BEECH WOOD TREE
- FOAM OR WOOL PANELS
- MEDIUM DEEP SEAT
- GRAINED LEATHER FLAPS AND SKIRT
- CALFSKIN LINED SEAT AND KNEE ROLLS (20 MM FOAM PADDING)
- STANDARD BLOCKS
- 2 BILLET STRAPS (1 POINT)
- STANDARD STIRRUP BARS

SIZES

SEAT		FLAP			
SIZE	WIDTH	SIZE			
15	E	XXS	XS	S	
15.5	E	XXS	XS	S	
16	E		XS	S	M



COLORS



TOBACCO







BLACK

TREE

LAMINATED BEECH WOOD TREE WITH STEEL REINFORCEMENTS

AVAILABLE ARCHES

AF1	N	AQ1	AO2
 25.5 CM 10 INCHES	 26.5 CM 10.4 INCHES	 27.5 CM 10.8 INCHES	 28.5 CM 11.2 INCHES



REF. : 367



