

PROFINE®

JUMPING SADDLE

PHJ03G

GRAINED LEATHER DOUBLE FLAPS JUMPING SADDLE WITH DEEP SEAT. ITS TRADITIONAL TREE ENSURES OPTIMAL COMFORT FOR BOTH HORSE AND RIDER, REINFORCED ARCH AVOIDS BREAKING OR WIDENING OVER TIME. WITH ITS DEEP SEAT, ITS BIG ERGONOMIC FRONT AND BACK BLOCKS AND GRIPPY CALFSKIN SEAT AND KNEE ROLLS, THIS SADDLE OFFERS OPTIMAL STABILITY WHILE JUMPING OR SCHOOLING. IT WILL SPECIALLY SUIT RIDERS IN SEARCH OF SUPPORT AND SECURE FEELING. THIS MODEL IS AVAILABLE WITH CALFSKIN LINED FLAPS (PHJ03C)



SPECIFITIES

- LAMINATED BEECH WOOD TREE
- FOAM OR WOOL PANELS
- DEEP SEAT
- GRAINED LEATHER FLAPS AND SKIRT
- CALFSKIN LINED SEAT AND KNEE ROLLS (20 MM FOAM PADDING)
- BIG BLOCKS
- 3 BILLET STRAPS (1 POINT)
- STANDARD STIRRUP BARS

SIZES

SEAT		FLAP	
SIZE	WIDTH	LENGTH	KNEE ROLLS
16.5	E OR L	1 OR 2	N OR A
17	E OR L	2 OR 3	N OR A
17.5	L	2 OR 3	N OR A
18	L	3	N OR A



COLORS



TOBACCO







BLACK

TREE

LAMINATED BEECH WOOD TREE WITH STEEL REINFORCEMENTS

AVAILABLE ARCHES

AF1	N	AO1	AO2
			
25.5 CM 10 INCHES	26.5 CM 10.4 INCHES	27.5 CM 10.8 INCHES	28.5 CM 11.2 INCHES



REF : 385



