

PROFINE®

DRESSAGE SADDLE PHD01M

CALFSKIN LINED MONOFLAP DRESSAGE SADDLE WITH DEEP SEAT. ITS TRADITIONAL TREE PROVIDES OPTIMAL COMFORT TO BOTH HORSE AND RIDER AND OPTIMIZES THE RIDER'S PELVIC POSITION. IT OFFERS CLOSE CONTACT AND STABILITY WHILE ITS SHORT BLOCKS ALLOW A MAXIMUM LEG FREEDOM.



SPECIFITIES

- LAMINATED BEECH WOOD TREE
- FOAM OR WOOL PANELS
- DEEP SEAT
- CALFSKIN LINED
- 10MM FOAM PADDED KNEE ROLLS
- SHORT BLOCKS
- 2 BILLET STRAPS IN V (2 POINTS)
- STANDARD STIRRUP BARS

SIZES

SEAT		FLAP	
SIZE	WIDTH	LENGTH	KNEE ROLLS
16.5	L	1 OR 2	N
17	L	2 OR 3	N
17.5	L	2 OR 3	N
18	L	3	N



COLORS



TOBACCO




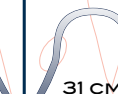


BLACK

TREE

LAMINATED BEECH WOOD TREE WITH STEEL REINFORCEMENTS

AVAILABLE ARCHES

AF1	N	AO1	AO2
			
28 CM 11 INCHES	29 CM 11.4 INCHES	30 CM 11.8 INCHES	31 CM 12.2 INCHES



REF. : 371



